

**NOTICE OF A REGULAR MEETING OF THE GOVERNING BODY
OF THE CITY OF THROCKMORTON, TEXAS
August 9th, 2016**

Notice is hereby given that a regular meeting of the governing body of the above City will be held on Tuesday, August 9th, 2016 at 7:00 P.M. This meeting will take place in the council chambers at the City Hall on 116 N. Minter Ave., Throckmorton, Texas at which time the following subjects will be discussed to-wit:


1. Call meeting to order, roll call and invocation
2. Approve minutes from July 8th, 2016 meeting
3. Citizen's Participation
4. Discuss the finding by the Texas Commission on Environmental Quality for the Cities Wastewater Treatment Plant.
5. Pay Bills/ Review Budget
6. Adjourn



Will Carroll, Mayor
City of Throckmorton

I, the undersigned authority, do hereby certify that the above said Notice of Regular Meeting of the Governing Body of the above City is a true and correct copy of said Notice and that I posted a true and correct copy of said Notice on the front window of City Hall of said City of Throckmorton, Texas, a place of convenience and readily accessible to the general public at all times. Notice was posted by 7 p.m. on August 5th, 2016 and was posted so continuously for at least 72 hours preceding the scheduled time of said meeting.

Dated this the 5th day of August, 2016



Melanie Gober, City Secretary
City of Throckmorton

**CITY OF THROCKMORTON
REGULAR MEETING MINUTES
July 8, 2016**

1. Mayor Will Carroll called the city council meeting to order at 6:00 p.m. with council members Geneva Rodgers, Judy Jackson and Brad Bellah present. Council member Corey Keeter was absent. Also present was Melanie Gober- City Secretary. Invocation was given by Brad Bellah.

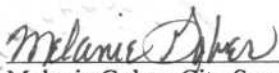
2. Council members discussed the minutes from the June 14th, 2016 regular Meeting.
Motion to approve the minutes was made by-----Geneva Rodgers
Second by-----Brad Bellah
Motion carried 3 – 0

3. There was no one present for Citizens Participation. Mayor Carroll reported that the street repairs are continuing; we received an amendment for the RAMP Grant from the Texas Department of Transportation regarding the maintenance for the airport, the grant amount has been extended for another \$50,000.00; the next stocking stage for the City Lake will be Large Mouth Bass, next will be Catfish, and then Crappie.

4. The council discussed Resolution No. 2016-06, a Resolution to secure a loan for \$40,000.00 from InterBank for payment of playground equipment purchased for the City Park and authorizing Judy Jackson as Mayor Pro-Tem to sign the documentation for the loan.
Motion to approve Resolution No. 2016-06 was made by-----Brad Bellah
Second by-----Geneva Rodgers
Motion carried 3-0

5. Council discussed the financial report. This month's bills were reviewed and discussed by the Council
Motion to pay the bills was made by-----Judy Jackson
Second by-----Geneva Rodgers
Motion carried 3-0

9. Geneva Rodgers made a motion to adjourn. Motion carried 3 - 0



Melanie Gober, City Secretary



Will Carroll, Mayor

**CITY OF THROCKMORTON
REGULAR MEETING MINUTES
August 9th, 2016**

1. Mayor Will Carroll called the city council meeting to order at 7:00 p.m. with council members Corey Keeter, Geneva Rodgers, Judy Jackson and Brad Bellah present. Also present was Melanie Gober- City Secretary. Invocation was given by Mayor Carroll.


2. Council members discussed the minutes from the July 8th, 2016 regular Meeting.
Motion to approve the minutes was made by-----Geneva Rodgers
Second by-----Brad Bellah
Motion carried 4 - 0


3. There was no one present for Citizens Participation. Mayor Carroll reported the City Pool will close for the season August 14th; a solar light was ordered for the flag pole at the City Park to illuminate the flag, Joe Ed Barrington volunteered to install it; the seasonal workers are through for the summer and have done a good job mowing and repairing streets.

4. The findings by the Texas Commission on Environmental Quality for violations/fines received by the City for the Wastewater Treatment Facility were discussed. Mayor Carroll reported that after the requested information and documentation was received by TCEQ the City received a letter determining that after review a full deferral was granted to the City of Throckmorton of the payable penalty.

5. Council discussed the financial report and 2017 Budget. This month's bills were reviewed and discussed by the Council
Motion to pay the bills was made by-----Geneva Rodgers
Second by-----Corey Keeter
Motion carried 4-0

9. Geneva Rodgers made a motion to adjourn. Motion carried 4 - 0


Melanie Gober, City Secretary


Will Carroll, Mayor



City of Throckmorton

116 North Minter Ave.

Box 640

Throckmorton TX. 76483

Phone: 940-849-4411 Fax: 940-849-3163

Website: throckmortontx.org

Mr. Alejandro Laje, Enforcement Coordinator
Water Enforcement Section, MC 169
Texas Commission on Environmental Quality
P.O. Box 13087
Austin, Texas 78711-3087

Mr. Laje,

The City of Throckmorton does not have the ability to pay the fine assessed us for violations at our wastewater treatment facility. We have endured over 3 years of drought and surviving on an emergency water line with water purchased from Graham Texas. The emergency situation caused the city's revenues to be depleted even though we raised rates and did not hire a Public Works director position after it was vacated in 2012. The 3 years of drought also caused our water treatment facility to sit idle and our raw water pumps not to be used. The result of this extended idle period without operation resulted in over \$40,000 in repair costs and a bank loan which will take years to pay.

Our wastewater treatment facility also was under strain because of a lack of water flow which caused a 300 percent increase in chemical and operations costs and adding to our already strained finances. The drought caused a strain on all areas of the city's finances and all available funds are being used to "catch up" on needed repairs, equipment and staff.

The City of Throckmorton has been recovering and will continue to do so. I believe if the fine is \$20,000 or \$2 it will not change the desire we have to provide safe and adequate services to our citizens. We are working to best of our ability to right any wrong and make sure all regulations are in compliance in the future.

As a City recovering from an emergency extended drought, we have delayed vehicle purchases and currently our public works department uses only 3 vehicles owned by the city. The

current vehicles are in need of replacement and consist of a 1999 Dodge and 2- 2005 Chevrolet trucks.

We have applied for grants to repair failing water and wastewater infrastructure but did not score high enough on the grant application, so these repairs have been postponed. We have raised all fund rates and taxes in an effort to recover revenue and raise money to pay for repair and equipment loans. As I mentioned before, the city has lapsed the highest position in our Public Works department for over 3 years in an effort to decrease cost to the city and recover revenue.

I would ask that a fine of \$1,000 or less, be assessed the city for these violations.

Thank you very much for your consideration in this matter.



Will Carroll
Mayor
City of Throckmorton

Bryan W. Shaw, Ph.D., P.E., *Chairman*
Toby Baker, *Commissioner*
Jon Niermann, *Commissioner*
Richard A. Hyde, P.E., *Executive Director*



TEXAS COMMISSION ON ENVIRONMENTAL QUALITY

Protecting Texas by Reducing and Preventing Pollution

July 12, 2016

The Honorable Will Carroll
Mayor of Throckmorton
P.O. Box 640
Throckmorton, Texas 76483-0640

Re: Revised Proposed Agreed Order
City of Throckmorton
RN103138111; TPDES Permit No. WQ0010469002
Docket No. 2015-1740-MWD-E; Enforcement Case No. 51577
FOR SETTLEMENT PURPOSES ONLY

Dear Mayor Carroll:

On February 4, 2016, the Texas Commission on Environmental Quality ("TCEQ" or "Commission") informed you that we were in receipt of requested financial disclosure documents, which were forwarded to the TCEQ's Revenue Operations Section for review to determine if the TCEQ agrees with the City of Throckmorton's claim of financial inability to pay administrative penalties. An extension of time for reaching an agreement on the proposed agreed order was also granted until such time to the completion of the review.

The TCEQ's Revenue Operations Section has completed its review and has determined that the City of Throckmorton does not have the financial capability to pay the full administrative penalty and recommends a full deferral of the payable penalty. Therefore, please find enclosed a revised proposed agreed order based on the recommendation.

If you agree with the revised order as proposed, please sign and return this order with an original signature **within two weeks from the date of this letter**, (check payable to "TCEQ" and referencing the City of Throckmorton, Docket No. 2015-1740-MWD-E) to:


Financial Administration Division, Revenue Operations Section
Cashier's Office, MC 214
Texas Commission on Environmental Quality
P.O. Box 13088
Austin, Texas 78711-3088

David 7/12/16
Copy returned on 7/12/16
© 1301

The Honorable Will Carrol
Page 2
July 12, 2016

Enclosed for your convenience is a return envelope. Please note that any agreements we reach are subject to final approval by the Commission. For any questions or comments about this matter, please contact Mr. Alejandro Laje of my staff at (512) 239-2547.

Sincerely,


Sandy Van Cleave, Manager

Enforcement Division
Texas Commission on Environmental Quality

SV/al

Enclosures: Revised Proposed Agreed Order, Return Envelope

CITY OF THROCKMORTON
GENERAL FUND INCOME STATEMENT
 July 2016

Accrual Basis

	Jul 16	Budget	\$ Over Bu...	Oct '15 - J...	YTD Budget	\$ Over Bu...	Annual Bu...
Ordinary Income/Expense							
Income							
GENERAL FUND							
INSURANCE INCOME	0.00	0.00	0.00	0.00	0.00	0.00	0.00
AD VALOREM TAXES	0.00	0.00	0.00	159,304.08	135,450.00	23,854.08	135,450.00
AIRPORT	0.00	41.67	-41.67	49,960.00	416.66	49,543.34	500.00
ANIMAL CONTROL	0.00	8.33	-8.33	45.00	83.34	-38.34	100.00
COUNTY FIRE REIMBURSEMENT	0.00	125.00	-125.00	1,794.00	1,250.00	544.00	1,500.00
DELINQUENT TAXES	1,867.41	3,183.58	-1,316.17	31,715.25	31,835.84	-120.59	38,203.00
ELECTION	0.00	0.00	0.00	0.00	0.00	0.00	0.00
FRANCHISE CABLE	221.57	83.33	138.24	960.57	833.34	127.23	1,000.00
FRANCHISE ELECTRIC	1,119.64	833.33	286.31	9,177.32	8,333.34	843.98	10,000.00
FRANCHISE ATMOS GAS	0.00	479.58	-479.58	4,581.19	4,795.84	-214.65	5,755.00
FRANCHISE GENERAL TELEPHO...	0.00	162.50	-162.50	1,312.39	1,625.00	-312.61	1,950.00
P & I TAXES	328.33	500.00	-171.67	1,917.89	5,000.00	-3,082.11	6,000.00
LATE CHARGE FEE	540.00	750.00	-210.00	5,820.00	7,500.00	-1,680.00	9,000.00
MISCELLANEOUS	0.00	0.00	0.00	329.50	0.00	329.50	0.00
RV PARK	2,320.00	1,250.00	1,070.00	25,794.00	12,500.00	13,294.00	15,000.00
RENT OR LEASE	0.00	0.00	0.00	70.00	0.00	70.00	0.00
SALES TAX	8,850.75	7,500.00	1,350.75	82,982.52	75,000.00	7,982.52	90,000.00
SWIMMING POOL	837.19	2,663.97	-1,826.78	2,743.61	12,691.26	-9,947.65	13,693.07
Total GENERAL FUND	16,084.89	17,581.29	-1,496.40	378,507.32	297,314.62	81,192.70	328,151.07
Total Income	16,084.89	17,581.29	-1,496.40	378,507.32	297,314.62	81,192.70	328,151.07
Gross Profit	16,084.89	17,581.29	-1,496.40	378,507.32	297,314.62	81,192.70	328,151.07
Expense							
GENERAL FUND.							
ACCOUNTING	0.00	0.00	0.00	11,282.98	9,000.00	2,282.98	9,000.00
ADVERTISING	0.00	83.33	-83.33	455.64	833.34	-377.70	1,000.00
AIRPORT	82.96	208.33	-125.37	101,007.63	2,083.34	98,924.29	2,500.00
ANIMAL CONTROL	220.17	416.67	-196.50	2,495.99	4,166.66	-1,670.67	5,000.00
AUTO OIL & GAS	242.17	333.33	-91.16	2,071.93	3,333.34	-1,261.41	4,000.00
AUTO REPAIR & MAINTENANCE	201.63	125.00	76.63	613.92	1,250.00	-636.08	1,500.00
BAD DEBT	0.00	208.33	-208.33	0.00	2,083.34	-2,083.34	2,500.00
CAPITAL OUTLAY	0.00	1,666.67	-1,666.67	0.00	16,666.66	-16,666.66	20,000.00
CHEMICALS	0.00	166.67	-166.67	0.00	1,666.66	-1,666.66	2,000.00
CITY FIRE DEPARTMENT	386.48	391.67	-5.19	6,376.92	3,916.66	2,460.26	4,700.00
CLEANING SUPPLIES	64.82	291.67	-226.85	2,028.30	2,916.66	-888.36	3,500.00
COUNTY FIRE DEPARTMENT	0.00	41.67	-41.67	0.00	416.66	-416.66	500.00
DOWNTOWN PROJECT UPKEEP	426.03	416.67	9.36	4,558.70	4,166.66	392.04	5,000.00
DUES	0.00	250.00	-250.00	3,100.34	2,500.00	600.34	3,000.00
ELECTION	0.00	0.00	0.00	50.00	1,000.00	-950.00	1,000.00
FICA	1,150.52	833.33	317.19	8,156.93	8,333.34	-176.41	10,000.00
FIRE DEPARTMENT PENSION	107.08	125.00	-17.92	1,180.40	1,250.00	-69.60	1,500.00
GROUP INSURANCE	1,471.54	1,250.00	221.54	14,715.40	12,500.00	2,215.40	15,000.00

CITY OF THROCKMORTON
GENERAL FUND INCOME STATEMENT
July 2016

Accrual Basis

	Jul 16	Budget	\$ Over Bu...	Oct '15 - J...	YTD Budget	\$ Over Bu...	Annual Bu...
INSURANCE	0.00	416.67	-416.67	4,141.53	4,166.66	-25.13	5,000.00
LEGAL	0.00	125.00	-125.00	330.00	1,250.00	-920.00	1,500.00
LIBRARY	0.00	166.67	-166.67	0.00	1,666.66	-1,666.66	2,000.00
MAINTENANCE	441.95	250.00	191.95	5,874.20	2,500.00	3,374.20	3,000.00
MEALS	52.15	0.00	52.15	569.41	0.00	569.41	0.00
MISCELLANEOUS	0.00	16.67	-16.67	869.04	166.66	702.38	200.00
OFFICE EQUIPMENT LEASE	190.50	206.22	-15.72	1,174.03	824.88	349.15	824.88
OFFICE SUPPLY	684.66	500.00	184.66	14,052.31	5,000.00	9,052.31	6,000.00
POLICE & EMERGENCY DISPATCH	1,250.00	1,250.00	0.00	11,250.00	12,500.00	-1,250.00	15,000.00
POSTAGE	250.00	250.00	0.00	1,886.00	2,500.00	-614.00	3,000.00
REFUNDS & CHECK RETURN	175.82	91.67	84.15	1,587.93	916.66	671.27	1,100.00
RENT	0.00	0.00	0.00	20.00	0.00	20.00	0.00
RESERVE FUND	0.00	1,000.00	-1,000.00	12,000.00	10,000.00	2,000.00	12,000.00
RETIREMENT EMPLOYERS SHARE	0.00	0.00	0.00	0.00	0.00	0.00	0.00
RV PARK/PARKS	2,301.35	1,000.00	1,301.35	33,670.24	10,000.00	23,670.24	12,000.00
SALARIES	14,748.94	7,333.33	7,415.61	83,434.04	73,333.34	10,100.70	88,000.00
SCHOLARSHIP	1,200.00	0.00	1,200.00	1,200.00	0.00	1,200.00	1,200.00
SCHOOL	0.00	416.67	-416.67	992.53	4,166.66	-3,174.13	5,000.00
STREET LIGHTS	1,682.55	1,666.67	15.88	18,327.64	16,666.66	1,660.98	20,000.00
STREET REPAIR & MAINTENANCE	0.00	1,333.33	-1,333.33	0.00	13,333.34	-13,333.34	16,000.00
SWIMMING POOL	2,665.27	1,416.67	1,248.60	17,066.55	14,166.66	2,899.89	17,000.00
TAX APPRAISAL DISTRICT	0.00	737.83	-737.83	7,114.33	7,378.34	-264.01	8,854.00
TELEPHONE - Utility	443.09	583.33	-140.24	5,344.62	5,833.34	-488.72	7,000.00
UTILITIES	257.27	416.67	-159.40	1,983.84	4,166.66	-2,182.82	5,000.00
GENERAL FUND. - Other	0.00			85.43	0.00	85.43	0.00
Total GENERAL FUND.	30,696.95	25,985.74	4,711.21	381,068.75	268,619.84	112,448.91	321,378.88
Total Expense	30,696.95	25,985.74	4,711.21	381,068.75	268,619.84	112,448.91	321,378.88
Net Ordinary Income	-14,612.06	-8,404.45	-6,207.61	-2,561.43	28,694.78	-31,256.21	6,772.19
Other Income/Expense							
Other Income							
GENERAL							
INTEREST INCOME	3.67	0.00	3.67	90.33	0.00	90.33	0.00
Total GENERAL	3.67	0.00	3.67	90.33	0.00	90.33	0.00
Total Other Income	3.67	0.00	3.67	90.33	0.00	90.33	0.00
Net Other Income	3.67	0.00	3.67	90.33	0.00	90.33	0.00
Net Income	-14,608.39	-8,404.45	-6,203.94	-2,471.10	28,694.78	-31,165.88	6,772.19

**CITY OF THROCKMORTON
SEWER FUND INCOME STATEMENT
July 2016**

	Jul 16	Budget	\$ Over Budget	Oct '15 - Jul 16	YTD Budget	\$ Over Budget	Annual Budget
Ordinary Income/Expense							
Income							
SEWER FUND REV	0.00		100.00	200.00	100.00	100.00	100.00
TAPS							
SALES	8,045.99	7,375.00	-1,352.77	72,397.23	73,750.00	-1,352.77	88,500.00
Total SEWER FUND REV	8,045.99	7,375.00	-1,252.77	72,597.23	73,850.00	-1,252.77	88,600.00
Total Income	8,045.99	7,375.00	-1,252.77	72,597.23	73,850.00	-1,252.77	88,600.00
Gross Profit	8,045.99	7,375.00	-1,252.77	72,597.23	73,850.00	-1,252.77	88,600.00
Expense							
SEWER FUND	373.35	208.33	165.02	1,534.72	2,083.34	-548.62	2,500.00
AUTO OIL & GAS							
AUTO REPAIR & MAINTENANCE	224.24	83.33	140.91	5,672.96	833.34	4,839.62	1,000.00
CAPITAL OUTLAY	0.00		416.67	20.00	4,166.66	-4,146.66	5,000.00
CHEMICALS	3,662.50	1,083.33	2,579.17	28,784.09	10,833.34	17,950.75	13,000.00
DUES	0.00			0.00	3,000.00	-3,000.00	3,000.00
UTILITIES	139.58	157.89	-18.31	1,487.51	1,454.78	32.73	1,924.73
FICA	0.00			0.00	0.00	0.00	0.00
INSURANCE	0.00			0.00	6,060.27	1,250.45	8,498.18
GROUP INSURANCE	425.95	1,012.53	-586.58	4,415.02	10,125.30	-5,710.28	12,183.42
MAINTENANCE	0.00		-192.00	5,232.33	2,109.85	3,122.48	5,369.01
POSTAGE	0.00			0.00	5.96	-5.96	5.96
SALARIES	1,832.26	2,359.06	-526.80	17,008.87	26,091.73	-9,082.86	34,612.05
SAMPLES	305.00	330.00	-25.00	4,270.00	4,523.00	-253.00	5,619.00
SCHOOL	0.00			329.71	536.35	-206.64	536.35
SUPPLIES	109.17	407.74	-298.57	5,578.15	8,742.27	-3,164.12	9,667.86
CONTINGENCY FUND	0.00		-41.67	5.69	416.66	-410.97	500.00
RETIREMENT EMPLOYERS SHARE	0.00			0.00	1,500.00	-1,500.00	1,800.00
TELEPHONE	37.68	50.00	-12.32	297.19	500.00	-202.81	600.00
UNIFORM	0.00		-41.67	694.95	416.66	278.29	500.00
Total SEWER FUND	7,109.73	6,534.22	575.51	82,641.91	83,399.51	-757.60	106,316.56
Total Expense	7,109.73	6,534.22	575.51	82,641.91	83,399.51	-757.60	106,316.56
Net Ordinary Income	936.26	840.78	95.48	-10,044.68	-9,549.51	-495.17	-17,716.56
Net Income	936.26	840.78	95.48	-10,044.68	-9,549.51	-495.17	-17,716.56

**CITY OF THROCKMORTON
GARBAGE FUND INCOME STATEMENT**

July 2016

Accrual Basis

	Jul 16	Budget	\$ Over ...	Oct '15 - ...	YTD Bud...	\$ Over B...	Annual B...
Ordinary Income/Expense							
Income							
GARBAGE FUND REV							
CONTRACT LABOR	0.00	500.00	-500.00	0.00	5,000.00	-5,000.00	6,000.00
CO. REFUND-CONVENIENCE STATI...	900.00	666.67	233.33	3,840.15	6,666.66	-2,826.51	8,000.00
SALES	10,762.49	10,333.33	429.16	107,079.66	103,333.34	3,746.32	124,000.00
CONVENIENCE STATION	130.00	150.00	-20.00	660.00	1,500.00	-840.00	1,800.00
Garbage Tax	757.64	908.33	-150.69	7,533.01	9,083.34	-1,550.33	10,900.00
GARBAGE FUND REV - Other	0.00	0.00	0.00	0.00	0.00	0.00	0.00
Total GARBAGE FUND REV	<u>12,550.13</u>	<u>12,558.33</u>	<u>-8.20</u>	<u>119,112.82</u>	<u>125,583.34</u>	<u>-6,470.52</u>	<u>150,700.00</u>
Total Income	<u>12,550.13</u>	<u>12,558.33</u>	<u>-8.20</u>	<u>119,112.82</u>	<u>125,583.34</u>	<u>-6,470.52</u>	<u>150,700.00</u>
Gross Profit	<u>12,550.13</u>	<u>12,558.33</u>	<u>-8.20</u>	<u>119,112.82</u>	<u>125,583.34</u>	<u>-6,470.52</u>	<u>150,700.00</u>
Expense							
GARBAGE FUND							
FICA	0.00	83.33	-83.33	0.00	833.34	-833.34	1,000.00
SUPPLIES	0.00	575.00	-575.00	10.35	5,750.00	-5,739.65	6,900.00
SALARIES	432.48	416.67	15.81	4,757.28	4,166.66	590.62	5,000.00
OFFICE SUPPLY	0.00			145.18			
MAINTENANCE	0.00	1,500.00	-1,500.00	14,861.83	15,000.00	-138.17	18,000.00
INSURANCE	0.00	16.67	-16.67	0.00	166.66	-166.66	200.00
UTILITIES	90.88	125.00	-34.12	982.82	1,250.00	-267.18	1,500.00
CONTRACT LABOR	8,935.40	9,833.33	-897.93	81,050.83	98,333.34	-17,282.51	118,000.00
Total GARBAGE FUND	<u>9,458.76</u>	<u>12,550.00</u>	<u>-3,091.24</u>	<u>101,808.29</u>	<u>125,500.00</u>	<u>-23,691.71</u>	<u>150,600.00</u>
Total Expense	<u>9,458.76</u>	<u>12,550.00</u>	<u>-3,091.24</u>	<u>101,808.29</u>	<u>125,500.00</u>	<u>-23,691.71</u>	<u>150,600.00</u>
Net Ordinary Income	<u>3,091.37</u>	<u>8.33</u>	<u>3,083.04</u>	<u>17,304.53</u>	<u>83.34</u>	<u>17,221.19</u>	<u>100.00</u>
Net Income	<u><u>3,091.37</u></u>	<u><u>8.33</u></u>	<u><u>3,083.04</u></u>	<u><u>17,304.53</u></u>	<u><u>83.34</u></u>	<u><u>17,221.19</u></u>	<u><u>100.00</u></u>

CITY OF THROCKMORTON
ECONOMIC DEVELOPMENT FUND INCOME STATEMENT
 July 2016

Accrual Basis

	<u>Jul 16</u>	<u>Budget</u>	<u>\$ Over Budget</u>	<u>Oct '15 - Jul 16</u>	<u>YTD Budget</u>	<u>\$ Over Budget</u>	<u>Annual Budget</u>
Ordinary Income/Expense							
Income							
ECONOMIC DEVELOPMENT REVENUE							
INTEREST INCOME	0.00	4.17	-4.17	46.42	41.66	4.76	50.00
SALES TAX REVENUE	2,950.23	2,833.33	116.90	27,660.78	28,333.34	-672.56	34,000.00
Total ECONOMIC DEVELOPMENT REVENUE	<u>2,950.23</u>	<u>2,837.50</u>	<u>112.73</u>	<u>27,707.20</u>	<u>28,375.00</u>	<u>-667.80</u>	<u>34,050.00</u>
Total Income	<u>2,950.23</u>	<u>2,837.50</u>	<u>112.73</u>	<u>27,707.20</u>	<u>28,375.00</u>	<u>-667.80</u>	<u>34,050.00</u>
Gross Profit	<u>2,950.23</u>	<u>2,837.50</u>	<u>112.73</u>	<u>27,707.20</u>	<u>28,375.00</u>	<u>-667.80</u>	<u>34,050.00</u>
Expense							
ECONOMIC DEVELOPMENT							
ACCOUNTING	0.00	0.00	0.00	1,285.33	1,200.00	85.33	1,200.00
EQUIPMENT PURCHASE	0.00	708.33	-708.33	0.00	7,083.34	-7,083.34	8,500.00
STREET REPAIR	4,272.19	1,866.67	2,405.52	23,472.72	18,666.66	4,806.06	22,400.00
Total ECONOMIC DEVELOPMENT	<u>4,272.19</u>	<u>2,575.00</u>	<u>1,697.19</u>	<u>24,758.05</u>	<u>26,950.00</u>	<u>-2,191.95</u>	<u>32,100.00</u>
Total Expense	<u>4,272.19</u>	<u>2,575.00</u>	<u>1,697.19</u>	<u>24,758.05</u>	<u>26,950.00</u>	<u>-2,191.95</u>	<u>32,100.00</u>
Net Ordinary Income	<u>-1,321.96</u>	<u>262.50</u>	<u>-1,584.46</u>	<u>2,949.15</u>	<u>1,425.00</u>	<u>1,524.15</u>	<u>1,950.00</u>
Net Income	<u><u>-1,321.96</u></u>	<u><u>262.50</u></u>	<u><u>-1,584.46</u></u>	<u><u>2,949.15</u></u>	<u><u>1,425.00</u></u>	<u><u>1,524.15</u></u>	<u><u>1,950.00</u></u>

**CITY OF THROCKMORTON
HOTEL FUND INCOME STATEMENT**

July 2016

Accrual Basis

	<u>Jul 16</u>	<u>Oct '15 - Jul 16</u>
Ordinary Income/Expense		
Income		
HOTEL TAX FUND		
HOTEL TAX REVEN...	42.85	1,713.31
Total HOTEL TAX FUND	<u>42.85</u>	<u>1,713.31</u>
Total Income	<u>42.85</u>	<u>1,713.31</u>
Gross Profit	<u>42.85</u>	<u>1,713.31</u>
Net Ordinary Income	<u>42.85</u>	<u>1,713.31</u>
Net Income	<u><u>42.85</u></u>	<u><u>1,713.31</u></u>

CITY OF THROCKMORTON
WATER FUND INCOME STATEMENT
 July 2016

Accrual Basis

	Jul 16	Budget	\$ Over Budget	Oct '15 - Jul 16	YTD Budget	\$ Over Budget	Annual Budget
Ordinary Income/Expense							
Income							
WATER FUND							
Maintenance	0.00			0.00	0.00	0.00	0.00
TAPS	0.00	16.67	-16.67	0.00	166.66	-166.66	200.00
BULK WATER	676.00	750.00	-74.00	13,424.00	7,500.00	5,924.00	9,000.00
WATER SALES	38,400.25	24,166.67	14,233.58	277,410.75	241,666.66	35,744.09	290,000.00
Total WATER FUND	<u>39,076.25</u>	<u>24,933.34</u>	<u>14,142.91</u>	<u>290,834.75</u>	<u>249,333.32</u>	<u>41,501.43</u>	<u>299,200.00</u>
Total Income	<u>39,076.25</u>	<u>24,933.34</u>	<u>14,142.91</u>	<u>290,834.75</u>	<u>249,333.32</u>	<u>41,501.43</u>	<u>299,200.00</u>
Gross Profit	39,076.25	24,933.34	14,142.91	290,834.75	249,333.32	41,501.43	299,200.00
Expense							
WATER FUND.							
ADVERTISING	0.00	16.67	-16.67	0.00	166.66	-166.66	200.00
AUTO OIL & GAS	557.22	583.33	-26.11	3,801.68	5,833.34	-2,031.66	7,000.00
AUTO REPAIR & MAINTENANCE	38.52	275.00	-236.48	2,957.15	2,750.00	207.15	3,300.00
CAPITAL OUTLAY	0.00	2,333.33	-2,333.33	0.00	23,333.34	-23,333.34	28,000.00
CHEMICALS	1,723.32	3,250.00	-1,526.68	17,352.84	32,500.00	-15,147.16	39,000.00
CITY FIRE DEPARTMENT	0.00	0.00	0.00	0.00	0.00	0.00	0.00
CONTINGENCY FUNDS	0.00	125.00	-125.00	0.00	1,250.00	-1,250.00	1,500.00
DUES	0.00	33.33	-33.33	1,165.00	333.34	831.66	400.00
FICA	0.00	333.00	-333.00	0.00	3,334.00	-3,334.00	4,000.00
GENERAL OBLIGATION WATER BO...	7,197.38	2,833.33	4,364.05	41,044.76	28,333.34	12,711.42	34,000.00
GROUP INSURANCE	425.95	833.33	-407.38	5,111.40	8,333.34	-3,221.94	10,000.00
INSURANCE	0.00	583.33	-583.33	7,313.75	5,833.34	1,480.41	7,000.00
MAINTENANCE	1,087.50	2,500.00	-1,412.50	76,707.52	25,000.00	51,707.52	30,000.00
MISCELLANEOUS	0.00	0.00	0.00	0.00	0.00	0.00	0.00
REFUNDS AND CHECK RETURN	0.00	41.67	-41.67	166.09	416.66	-250.57	500.00
RESERVE FUND	0.00	1,000.00	-1,000.00	0.00	10,000.00	-10,000.00	12,000.00
RETIREMENT EMPLOYERS SHARE	0.00	350.00	-350.00	0.00	3,500.00	-3,500.00	4,200.00
SALARIES	3,966.39	4,333.33	-366.94	49,548.76	43,333.34	6,215.42	52,000.00
SAMPLES	183.00	750.00	-567.00	2,836.65	7,500.00	-4,663.35	9,000.00
SCHOOL	111.00	166.67	-55.67	1,169.03	1,666.66	-497.63	2,000.00
SUPPLIES	466.76	2,291.67	-1,824.91	42,583.61	22,916.66	19,666.95	27,500.00
TELEPHONE	264.59	150.00	114.59	3,066.54	1,500.00	1,566.54	1,800.00
UNIFORM	0.00	0.00	0.00	2,032.17	0.00	2,032.17	0.00
UTILITIES	676.78	1,166.67	-489.89	9,245.63	11,666.66	-2,421.03	14,000.00
WATER PURCHASED	75.00	833.33	-758.33	87.00	8,333.34	-8,246.34	10,000.00
Total WATER FUND.	<u>16,773.41</u>	<u>24,782.99</u>	<u>-8,009.58</u>	<u>266,189.58</u>	<u>247,834.02</u>	<u>18,355.56</u>	<u>297,400.00</u>
Total Expense	<u>16,773.41</u>	<u>24,782.99</u>	<u>-8,009.58</u>	<u>266,189.58</u>	<u>247,834.02</u>	<u>18,355.56</u>	<u>297,400.00</u>
Net Ordinary Income	<u>22,302.84</u>	<u>150.35</u>	<u>22,152.49</u>	<u>24,645.17</u>	<u>1,499.30</u>	<u>23,145.87</u>	<u>1,800.00</u>
Net Income	<u>22,302.84</u>	<u>150.35</u>	<u>22,152.49</u>	<u>24,645.17</u>	<u>1,499.30</u>	<u>23,145.87</u>	<u>1,800.00</u>

CITY OF THROCKMORTON
Vendor Balance Summary
All Transactions

	<u>Aug 4, 16</u>
ANA-LAB	463.00
Apollo Computers	190.00
at&t Mobility	523.17
Big Country Restaurant Refrigeration Serv	346.95
BILLY RAY FOWLER	19.92
BOBBY HARRINGTON	19.92
BOBBY T's TIRE REPAIR	361.00
BRECKENRIDGE AUTO SUPPLY	62.99
BURKHALTER, MRS. J.R.	13.70
CHASE CARD SERVICES	4,559.52
CHEMICAL UNIVERSE	3,662.50
City of Abilene	25.00
CITY OF THROCKMORTON	762.89
COALSON'S GROCERY	113.39
COW COUNTRY FUEL SUPPLY	283.89
DIRECT ENERGY	-----
DPC INDUSTRIES	670.12
ESTELLA EVERETT	13.70
FORT BELKNAP ELECTRIC COOP	36.04
FP MAILING SOLUTIONS	190.50
FT. BELKNAP WATER SUPPLY CORP.	75.00
HACH COMPANY	1,053.20
Hall Signs, Inc.	-----
HANDYMAN SUPPLY Inc. / Brady Ash	293.41
HARRIS COMPUTER SYSTEMS	-----
HARRIS EXTERMINATING SERVICE	45.00
Hudson Energy	4,119.19
Jerry Barrington	19.92
JOHNY JONES	19.92
Neet Transport Co., Inc.	187.50
PENMAN SERVICES, LTD	819.61
PLUS 1 SERVICES & MAZON ASSOCIATES, INC.	760.00
Progressive Waste Solutions Northwest TX	8,935.40
PUMP SERVICE & SUPPLY	148.20
QUALITY IMPLEMENT CO.	245.20
THROCKMORTON COUNTY DISPATCH	1,250.00
TML IEBP	2,323.44
WILLIS SUPPLY COMPANY	55.80
WINDSTREAM	632.32
TOTAL	<u><u>32,834.43</u></u>